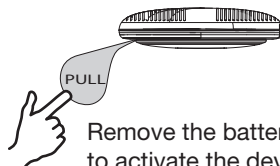


1

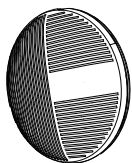
Bluetooth




2 ⚡



3

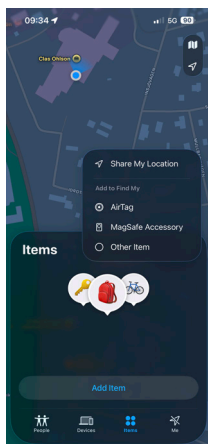


5 cm

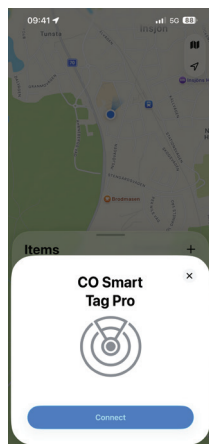


4

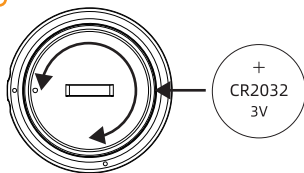
Open the **Find My** app →



1. Tap **+** after **Items**
2. Choose **Add Other Items**



1. Tap **Connect**.
2. Name Item
3. Choose an Emojis

**RESET**

Press battery × 5 beep... beep-beep

SIMPLIFIED EU DECLARATION OF CONFORMITY

Hereby, Clas Ohlson AB declares that the radio equipment type [RHK50] is in compliance with Directive 2014/53/EU. The full text of the EU declaration of conformity is available at the following internet address: www.clasohlson.com

Art no 39-9113
Model no RHK50



To use the Apple Find My app to locate this item, the latest version of iOS, iPadOS, or macOS is recommended.

The Find items app on Apple Watch requires the latest version of watchOS.

Use of the Works with Apple badge means that a product has been designed to work specifically with the technology identified in the badge and has been certified by the product manufacturer to meet Apple Find My network product specifications and requirements. Apple is not responsible for the operation of this device or use of this product or its compliance with safety and regulatory standards.

Apple, Apple Find My, Apple Watch, Find My, iPhone, iPad, iPadOS, Mac, macOS and watchOS are trademarks of Apple Inc. IOS is a trademark or registered trademark of Cisco in the U.S. and other countries and is used under license.



Works with
Apple Find My